

**Citizens' Oversight Committee  
of the Cajon Valley Union School District**

**Wednesday, April 19, 2023  
3:30 PM**

**Location: Zoom**

<https://cajonvalley.zoom.us/j/98910639640?pwd=YTdvVnhhS2NobWFEK0pxMXlwSnZoUT09>

**MEETING AGENDA**

- 1. Call to Order**
- 2. Welcome, Roll Call**
- 3. Approval of Minutes**
- 4. Annual Report and Bond Audit**
- 5. Budget & Project Updates**
- 6. Discussion/Other**

***Next meeting:*** 3:30PM on October 4, 2023



Cajon Valley Union School District  
750 East Main Street  
El Cajon, CA 92020  
(619) 588-3000  
Website: [www.cajonvalley.net](http://www.cajonvalley.net)

## Citizens' Oversight Committee (COC) of the Cajon Valley Union School District

### Minutes Unadopted

#### CALL TO ORDER

The meeting of the Citizens' Oversight Committee was called to order by Sheri Runyen on October 5, 2022 at 03:30 p.m. via Zoom.

**Members Present:** Steve Devan, Susan Holtz, Robert (Bob) Kiesling, Sheri Runyen, and Lori Trim.  
**Apologies:** Joe Wade and Peter Lupo.

**District Staff:** Chris Ayers, Scott Buxbaum, Sharon Clay, Sharon Dobbins, Vickie Hayman, John Heredia, and Lisa Krueger.

#### WELCOME, ROLL CALL

Sheri called the meeting to order and welcomed everyone, thanking them for their attendance.

#### APPROVAL OF MINUTES

The minutes from the May 11, 2022 meeting were approved on a motion made by Steve, seconded by Sheri, and carried 5-0.

#### BUDGET & PROJECT UPDATES

##### Prop EE Bond Fund:

Sharon reviewed the technology bonds, reminding everyone that the initial authorization was \$20 million, approved by voters in 2016, which was specifically for classroom technology. The first issuance was for \$6 million, used to purchase the first round of technology devices in early 2017. In October of 2019, the second issuance was for \$7 million, and shortly thereafter, the pandemic began. The District has been able to use federal stimulus funds for new student devices, allowing the bond funds to last longer, leaving an uncommitted technology bond fund balance as of June 30, 2022 of \$6,164,663.41 million.

Sharon mentioned that arbitrage rules limit the allowable interest earnings on bond funds. The IRS requires any excess interest earned (arbitrage) to be refunded within five years of the issue date of the bonds. The District uses a financial consultant to complete the required computations and determine the District's arbitrage liability. Interest earnings are not spent until these computations are completed and the District excess earnings have been refunded.

Scott shared that the current stimulus funds are expected to last through this and next year.

Scott and Jon further shared information regarding the use of E-Rate funds and the benefits to the District in assisting with technological infrastructure costs.

### Prop C Bond Fund:

Sharon reviewed the Bond Program Budget Report ending fiscal year June 30, 2022, noting that the only revenue added over the course of the bond program was from the interest earned of \$25,517.

Sharon discussed the current and remaining projects:

- Erosion Control: The District is attempting to identify a solution for erosion issues at Crest.
- Middle School Locker Room Upgrades: Upgrades are planned for all middle school locker rooms for safe egress and compliance with current code. John shared that the bid was awarded for four of the middle schools. The two remaining middle schools, Cajon Valley and Hillsdale Middle Schools, will go out to bid shortly.
- Security Lighting: the District-wide exterior security lighting project has been completed.
  - Scott shared that the District is also looking into a key-card (keyless) system for points of entry. This would enable all employees to enter through any door, which would be especially helpful for emergency situations.
- Contingency: Savings from the completed projects identified in the report have been moved to contingency, along with the interest earned. The remaining contingency/project savings will be used for additional high-priority projects, which includes facilities for the expansion of Transitional Kindergarten (TK), and upgrades to Hillsdale Middle School's multipurpose building.

### **MEMBER TERMS**

Sharon reviewed members' terms. Each member is allowed to serve three consecutive 2-year terms. Peter's 3rd term ends 1/31/23, and the vacancy for a parent representative has been posted on the District's website, with applications being accepted through November 30, 2022. Bob's 3rd term ends on 5/31/23.

At the previous COC meeting, the meeting frequency was changed to semi-annual, since the volume of projects is slowing down. With this, the next meeting will be April 5, 2023. A draft Annual Report will be sent to COC members to review prior to the next COC meeting, and will be further reviewed at the meeting.

### **DISCUSSION / OTHER**

Bob inquired as to discontinuing the use of the AccountAbility Project Management System now that bond projects are coming to an end, potentially resulting in cost savings. Sharon indicated that the cost of using AccountAbility is based on a percentage of the budgeted costs, along with a small fee each year. Although this program has been very helpful, District staff is able to do the remaining reporting and program management. Therefore, the District is discontinuing its use of the program.

### **ADJOURNMENT**

The meeting was adjourned at 4:11 p.m.

### **NEXT MEETING**

The next COC meeting is Wednesday, April 5, 2023.



# CAJON VALLEY UNION SCHOOL DISTRICT BOND PROGRAM 14TH ANNUAL REPORT OF THE CITIZENS' OVERSIGHT COMMITTEE

DECEMBER 31, 2022

## **COC Members:**

Steve Devan  
Susan Holtz  
Robert Kiesling  
Violeta Lombera  
Lori Trim  
Sheri Runyen  
Joe Wade

## **Address:**

750 E. Main St  
El Cajon, CA 92020

## **Website:**

[www.cajonvalley.net](http://www.cajonvalley.net)  
Click on "Bond Program"

## **Phone:**

(619) 588-3210

## **Meetings:**

Meetings are open to the public. Check the website for meeting times, agendas, and minutes.

## **Contents:**

Letter to Community.....Page 1  
Project Highlights .....Page 2  
Completed Projects .....Page 3-5  
Financial Information ....Page 6-7

## **To: The Board of Trustees and the Citizens' of the Cajon Valley Union School District**

The independent Citizens' Oversight Committee (COC) was appointed by Cajon Valley Union School District's Governing Board to inform the public concerning District's voter-approved bond programs.

This annual report to the community provides financial data and project status information for both the school construction bond program and the educational technology bond program.

The construction bond program is nearing completion, and the District is using project savings to complete additional high priority projects.

The educational technology bond program has been extended further than originally planned due to Federal stimulus funds, which the District was able to apply to classroom technology devices.

Independent financial and performance audit reports were performed in accordance with generally accepted auditing standards as prescribed by the Governmental Accounting Standards Board. As in all past years, results were favorable with no instances of non-compliance.

The full audit reports and additional bond program information can be found on the COC's [Bond Program website](#).

Sincerely,

Sheri Runyen  
Chair, CVUSD Citizens' Oversight Committee



## 2022 PROJECT HIGHLIGHTS

- ◇ **Hillsdale MS Multi-purpose Building Upgrades:** Design began on upgrades to Hillsdale Middle School's Multi-purpose Building.
- ◇ **Locker Room Upgrades/Safe Egress:** Upgrades were made for safe egress and compliance with current code.



- ◇ **Security Lighting:** The District-wide exterior, LED motion-controlled lighting project was completed.
- ◇ **Sevick School Renovations:** Preliminary planning began for the remodel of Sevick Special Education Preschool. Contingency funds are being used for design development and cost estimating.
- ◇ **Classroom Technology (Prop EE short-term technology bonds):** A majority of the classroom technology device purchases originally budgeted from Prop EE funds were purchased using Federal Stimulus funds. Current Prop EE funding is being set aside for future replacements.

## PLANNED FOR 2023

- ⇒ **Hillsdale MS Multi-purpose Building Upgrades:** Hillsdale Middle School's Multi-purpose Building upgrades will be completed in 2023.
- ⇒ **Sevick School Renovations:** Design development and cost estimating will be completed in 2023.
- ⇒ **Contingency:** Remaining contingency/project savings will be used for additional high-priority projects.
- ⇒ **Classroom Technology (Prop EE short-term technology bonds):** Student computers will continue to be purchased using available Federal Stimulus funds. Prop EE funds will be used for other classroom technology device replacements such as teacher computers, projectors and document cameras.



# COMPLETED PROJECTS

## **Anza Elementary School — New Classroom**

**Buildings:** Six old portable classrooms were replaced with



new, permanent classroom buildings, which include restrooms, and learning support spaces. A new playground was also added. The new buildings were

occupied in August 2019.



## **Cajon Valley Middle School Rebuilding**

**Project:** Construction of the final new building was completed in August 2011. This

project, which completes the rebuilding of the entire school campus, consists of 20 classrooms, a library, and serving kitchen.

**Clock Systems:** New Clock Systems were installed at Anza, Chase, Fuerte, Hall, Johnson, Madison, Magnolia, Meridian, and Naranca Elementary Schools, as well as, Emerald and Greenfield Middle Schools, and EJE Charter Academy.

**Electrical Upgrades:** Electrical upgrade projects were completed over the Summer 2010 at Chase Elementary, Madison Elementary and Emerald Middle School.

**Fencing Projects:** Fencing enhancements were completed at all schools to improve security.

## **Heating Ventilation & Air Conditioning**

**Replacements:** The HVAC replacements were completed each summer at the following sites: Anza, Chase, Crest, Madison, Meridian and Naranca in 2010; Emerald, Flying Hills, Fuerte, Johnson, Magnolia, and Rancho San Diego in 2011; EJE/Cuyamaca in 2012; Vista Grande in 2013; Bostonia and Montgomery in 2016.

## **Johnson Elementary School — New Classroom**

**Buildings:** Nine old portable classrooms were replaced with a new, permanent 2-story classroom building, which include restrooms, and learning support spaces. The new building was occupied in September 2020.

## **Lexington Elementary School — Rebuilding:**



This new school was constructed adjacent to the original (60-year old) school on the existing 9 acre campus. The original school buildings served as

interim housing during construction, and were demolished when the new facility was completed in summer 2015.

**Lighting Retrofits:** Energy efficient lighting was installed at all sites.

## **Magnolia Elementary School — New Classroom Building and Renovations:**

Old portable classroom buildings were removed and replaced with a new building, which included: 8 classrooms; 2 staff restrooms; and 2 office/ small group instruction



spaces. The renovations include: multipurpose building remodeling; kitchen expansion; creation of additional small group instruction spaces and a library/maker space; as well as, classroom and playground renovations.

**Minor Renovations:** Minor Renovations were completed at Bostonia, Chase, Flying Hills, Fuerte, Hall, Johnson, Madison, Magnolia, Naranca, and Rios Elementary Schools, as well as Hillsdale Middle School and Sevvick Preschool. The renovations were primarily remodeling/reconfigurations to increase security.



# COMPLETED PROJECTS (continued)

## **Modernization — Rancho San Diego:**



The Rancho San Diego Modernization project was completed in September 2012. This project included renovation of the existing campus, as well as replacement of three portable classroom buildings

with new steel/wood-framed modular classrooms, including restrooms. Additional remodeling to move the office to the front of the campus, for improved security, was completed in the summer of 2017.

**Modernization — Vista Grande:** The Vista Grande modernization project, which included renovation of the existing campus, as well as replacement of four portable classroom buildings with new steel/wood-framed modular classrooms, was substantially completed over the summer of 2012. New porticos and accessible parking improvements were completed over winter break of 2012/2013. Additional remodeling to move the office to the front of the campus, for improved security, was completed in the summer of 2017.

**Multipurpose Building Expansion — Flying Hills Elementary School:** 1162 sq. ft. was added to the multipurpose building, as well as, a 1162 sq. ft. basement below for storage of props and costumes. Construction began in October 2009 and was completed in April 2010.

## **Naranja Elementary School — New Classroom Buildings:**



Seven old portable classrooms were replaced with new, permanent classroom buildings, which include restrooms, and learning support spaces. The new buildings were occupied in August 2021.

## **New Gymnasium/ Multipurpose Building/ Administration & Kitchen Buildings (Emerald Middle School)**



This project, which includes a new indoor gymnasium/ multipurpose building, locker rooms, kitchen, lunch shelter, and school office was constructed using the design-build

procurement method. The new buildings were occupied in August 2016.

## **New Gymnasium / Multipurpose Building (Greenfield Middle School):**

This project, which


includes: a gymnasium; locker rooms; theater; music/ band room; serving kitchen;



school offices; and six classrooms, was completed April 2013.

## **New Gymnasium & Renovation (Montgomery Middle School):**

The Montgomery Middle School project includes: a new gymnasium/multipurpose building;



swimming pool, tennis court, and locker room renovations; painting; reroofing; new classroom skylights; and landscape/ hardscape improvements. The project was completed in summer/fall 2015.



## COMPLETED PROJECTS (continued)

**Parking Lot Upgrades:** Parking lot upgrades were completed at Avocado and WD Hall Elementary Schools in 2013.

**Playground Upgrades:** New playground equipment was installed at Anza, Meridian, Naranca, and W.D. Hall Elementary Schools in summer 2009. Blossom Valley Elementary School playground upgrades were completed in




summer 2010. Additionally, new playground equipment was installed at Lexington and Magnolia elementary schools as part of the new construction projects at those sites.

**Security Cameras:** Security cameras were installed at Anza, Avocado, Bostonia, Flying Hills, Hall, Johnson, Madison, and Naranca Elementary Schools and Cajon Valley, Emerald, Greenfield, Hillsdale, and Montgomery Middle Schools from 2009 through 2017.

**Security Lighting:** Exterior, LED motion-controlled lighting was installed at 22 of the District's 27 campuses. The remaining 5 campuses are scheduled to be completed in 2022.

**Sidewalk/Walkway Replacements:** Old, cracked walkways were replaced with new concrete walkways at Greenfield Middle School.

**Technology (Infrastructure):** Technology infrastructure upgrades were completed at all schools. The upgrades include: cabling; data storage and management system; IDF (Intermediate Distribution Frame) and MDF (Main Distribution Frame) equipment room modifications; campus-wide wireless access; infrastructure for Internet-accessible projectors; and



**Technology (Educational Technology):** Short-term bonds were used to fund a portion of the cost for educational technology devices for the District-wide 1:1 initiative.

**Waterline Project:** A new waterline was installed at Meridian Elementary in Spring 2008.

**Window Replacements:** Windows were replaced at Blossom Valley Elementary, Jamacha Elementary and Hillsdale Middle School from 2016 to 2018.

Voice Over Internet Protocol (VoIP) phone systems.

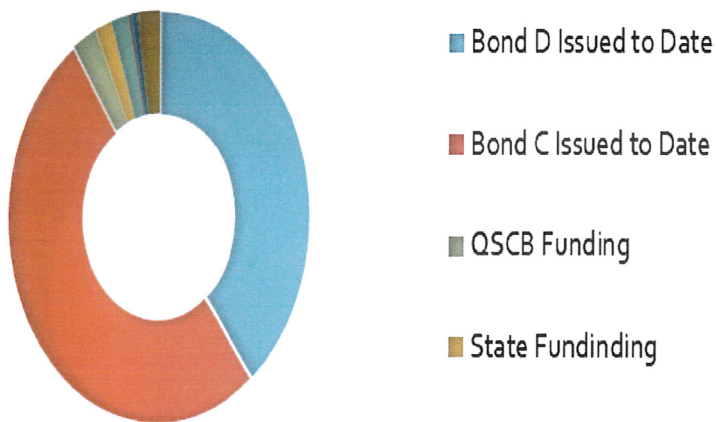
# FINANCIAL INFORMATION

## CAPITAL IMPROVEMENT/SCHOOL CONSTRUCTION BONDS — PROPOSITIONS C & D

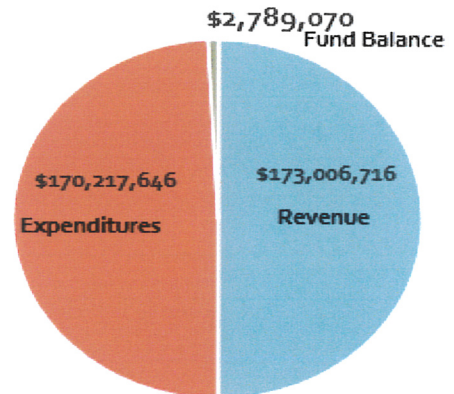
### Budget Overview 7/1/2008 - 6/30/2022 PROPOSITIONS C & D

	Bond Authorization	Revenues	Expenditures	Fund Balance
Total Bonds Authorized	\$ 156,500,000			
Bond D Issued to Date	\$ (68,092,992)	\$ 68,092,992		
Bond C Issued to Date	\$ (88,400,000)	\$ 88,400,000		
QSCB Funding		\$ 4,551,940		
State Funding		\$ 2,992,789		
Interest Earned		\$ 310,883		
E-Rate		\$ 727,656		
Developer Fee Contribution		\$ 777,265		
County Grant		\$ 228,057		
Deferred Maintenance		\$ 200,000		
Prop 39-Energy Efficiency		\$ 3,927,181		
Bond Program Expenditures			170,217,646	
<b>Totals as of 6/30/2022:</b>	<b>\$ 7,008</b>	<b>\$ 173,006,716</b>	<b>\$ 170,217,646</b>	<b>\$ 2,789,070</b>

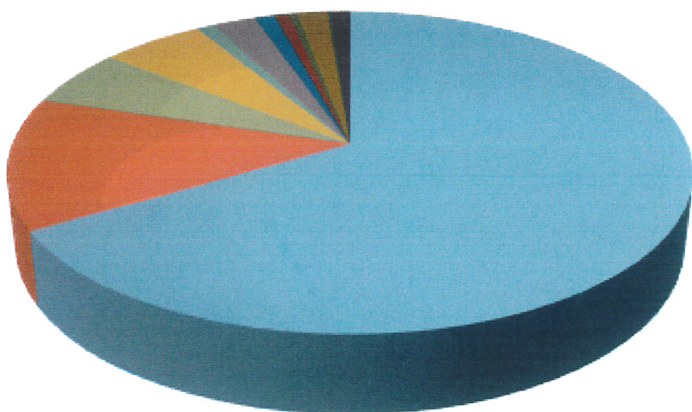
### Revenue Sources Total \$173,006,716



### Prop C&D Revenues, Expenditures, and Fund Balance as of 6/30/2022



### Prop C & D Expenditures \$170,217,646



### Expenditure Detail

Main Construction	\$ 113,143,822	66.41%
Other Construction Costs	\$ 22,529,445	13.34%
Architect Fees	\$ 9,958,281	5.82%
Furniture & Equipment	\$ 9,550,537	5.69%
Program Management	\$ 1,704,595	2.34%
Site Improvements	\$ 4,153,801	1.70%
Planning Cost	\$ 1,970,746	1.17%
Technology Devices	\$ 1,280,986	1.07%
Construction Test	\$ 906,635	0.99%
Inspections	\$ 2,852,986	0.76%
DSA Fees	\$ 301,928	0.53%
Preliminary Tests	\$ 1,863,884.00	0.18%
<b>Total Expenditures</b>	<b>\$ 170,217,646</b>	<b>100.00%</b>

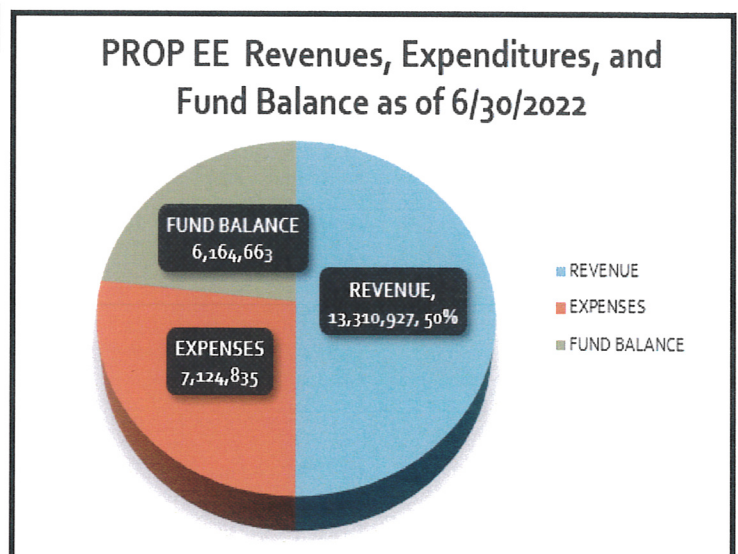
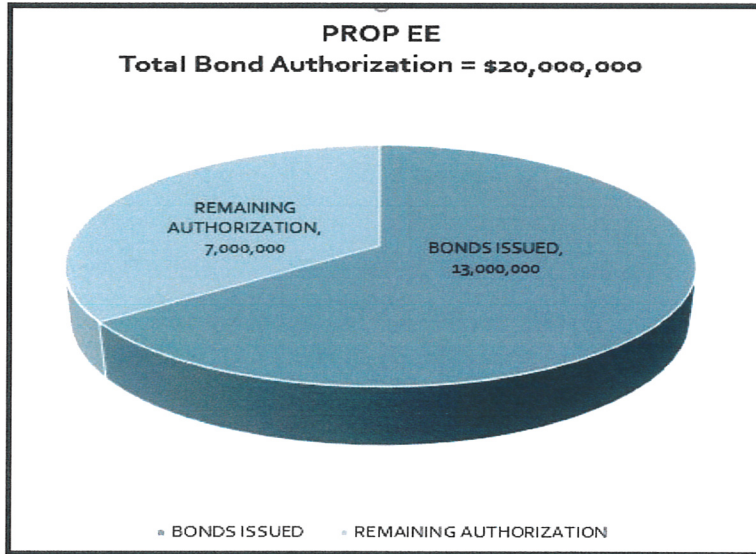


# FINANCIAL INFORMATION (continued)

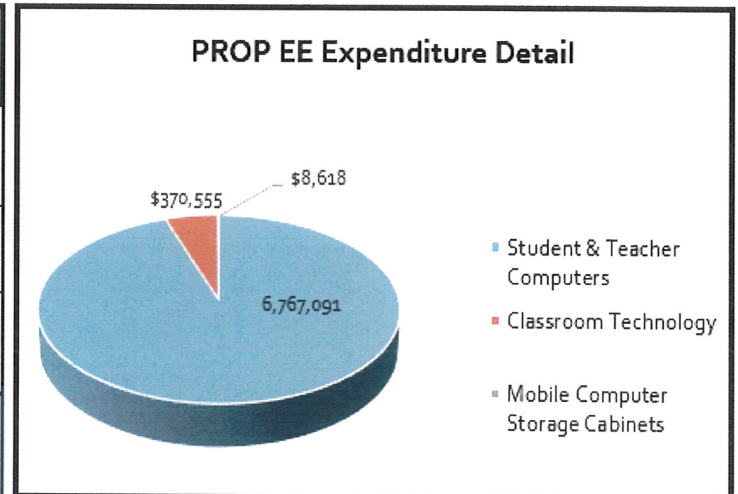
## EDUCATIONAL TECHNOLOGY BONDS — PROPOSITION EE

(Short-term Bonds Structured with a 3-year payback for Educational Technology)

Budget Overview 7/1/2016 - 6/30/2022				
	Bond Authorization	Revenues	Expenditures	Fund Balance
Total Bonds Authorized	20,000,000			
Prop EE Bonds Issued to Date	-13,000,000	13,000,000		
Interest Earned		310,927		
Bond Program Expenditures			7,146,264	
<b>Totals as of 6/30/22</b>	<b>7,000,000</b>	<b>13,310,927</b>	<b>7,146,264</b>	<b>6,164,663</b>



Expenditure Detail	
Student & Teacher Computers	\$ 6,767,091
Mobile Computer Storage Cabinets	\$ 8,618
Classroom Technology – Projectors, Document Cameras, AV Equipment	\$ 370,555
<b>Total Expenditures</b>	<b>\$ 7,146,264</b>



**FINANCIAL AND PERFORMANCE AUDITS:** Independent financial and performance audits of the District's bond programs are conducted each year. The complete audit reports are posted on the [bond program website](#).



**CAJON VALLEY UNION SCHOOL DISTRICT  
BOND PROGRAM BUDGET  
3/31/2023**

**Estimated Revenue**

Revenue Source	Current Budget	Budget Adjustments	Revised Budget	Budget Adjustment Rationale
Prop D Bond	68,092,992		68,092,992	
Interest-Prop D	1,480,757		1,480,757	
Prop C Bond	88,400,000		88,400,000	
Interest-Prop C	1,628,079		1,628,079	
QSCB Proceeds	4,551,940		4,551,940	
State Funding	2,992,789		2,992,789	
E-Rate	727,656		727,656	
Developer Fees	777,265		777,265	
County Grant	228,057		228,057	
Deferred Maintenance	200,000		200,000	
Prop 39-Energy Efficiency	3,927,181		3,927,181	
<b>TOTAL</b>	<b>173,006,716</b>	<b>-</b>	<b>173,006,716</b>	

**Estimated Expenditures**

Project#	Project Name	School Name	Current Budget	Budget Adjustments	Revised Budget	Budget Adjustment Rationale
D-7501	Water Line Replacement	Meridian	54,892		54,892	
D-7502	Security Camera Upgrades	Various	1,124,637		1,124,637	
D-7503	Clock System Upgrades	Various	76,507		76,507	
D-7504	Playground Upgrades	Various	290,102		290,102	
D-7505	New Gymnasium/MPB	Greenfield MS	13,035,706		13,035,706	
D-7506	Electrical Upgrades	Various	930,567		930,567	
D-7507	New 2-Story Classroom Bldg	Cajon Valley MS	14,630,360		14,630,360	
D-7508	HVAC	Various	10,600,802		10,600,802	
D-7509	MPR Remodel	Flying Hills	587,462		587,462	
D-7510	Modernization	Vista Grande	4,598,383		4,598,383	
D-7511	Modernization	Rancho San Diego	4,469,732		4,469,732	
D-7512	Technology Infrastructure	Various	26,725,961		26,725,961	
D-7513	Reconstruction	Lexington	31,117,584		31,117,584	
D-7515	New Gym/MPB, Admin & Kitchen Buildings	Emerald MS	13,225,089		13,225,089	
D-7516	New Gym/MPB & Renovations	Montgomery MS	12,199,114	<b>31,774</b>	12,230,888	Add budget to reconfigure basketball courts.
D-7518	Erosion Control	Crest	65,000		65,000	
D-7519	Fencing	Various	1,311,138		1,311,138	
D-7522	Parking Lot Upgrades	Various	219,869		219,869	
D-7524	Minor Renovations	Various	314,945		314,945	
D-7525	Security Lighting	Various	304,784		304,784	
D-7526	Sidewalk Upgrades	Various	484,620		484,620	
D-7527	Window Replacement	BV, HM, JA	220,320		220,320	
D-7528	Educational Technology	Various	1,800,000		1,800,000	
D-7529	New Classroom Bldgs & Renovations	Magnolia	8,339,131		8,339,131	
D-7531	New Classroom Bldgs & Renovations	Anza	4,662,644		4,662,644	
D-7532	New Classroom Bldgs & Renovations	Johnson	8,333,576	<b>(25,000)</b>	8,308,576	Final closeout. Move remaining project funds to contingency.
D-7533	New Classroom Bldgs & Renovations	Naranca	5,850,462	<b>7,470</b>	5,857,932	Add budget for final architect billing (savings were previously moved to contingency).
D-7534	Bostonia Global Programming	Bostonia	64,582		64,582	
D-7535	Locker Room Upgrades	Middle Schools (6)	500,000		500,000	
D-7540	Lighting Retrofit	Various	587,709		587,709	
D-7543	HMS MPB Renovation	Hillsdale MS	200,000		200,000	Add project using contingency: HMS multipurpose building upgrades.
D-7544	Sevick Renovation Planning	Sevick		<b>150,000</b>	150,000	Add project using contingency: Design development for Sevick Remodel.
D-7599	Program Management	N/A	4,350,000	<b>150,000</b>	4,500,000	Add budget for 23/24 Project Management & FMP Update.
	Contingency	N/A	1,731,038	<b>(314,244)</b>	1,416,794	Net contingency adjustment.
<b>Totals</b>			<b>173,006,716</b>	<b>-</b>	<b>173,006,716</b>	

CAJON VALLEY UNION SCHOOL DISTRICT  
CONSTRUCTION BOND PROGRAM  
PROPOSITIONS D and C

**Budget vs. Commitments and Expenditures  
as of 3/31/2023**

	BUDGET		COMMITMENTS		EXPENDITURES		
Project Name	Total Budget	Total Commitments	Remaining Against Budget	Total Expenditures	Remaining Against Committed	Remaining Against Budget	
D-7501 Water Line Replacement	54,892	54,892	-	54,892	-	-	
D-7502 Security Cameras Upgrades	1,124,637	1,124,637	-	1,124,637	-	-	
D-7503 Clock Systems Upgrades	76,507	76,507	-	76,507	-	-	
D-7504 Playgrounds Upgrades	290,102	290,102	-	290,102	-	-	
D-7505 GMS Gym/MP Bldg	13,035,706	13,035,706	-	13,035,706	-	-	
D-7506 Electrical Upgrades	930,567	930,567	-	930,567	-	-	
D-7507 CVMS New 2-Story Classroom Bldg	14,630,360	14,630,360	-	14,630,360	-	-	
D-7508 HVAC	10,600,802	10,600,802	-	10,600,802	-	-	
D-7509 FH MPR Remodel	587,462	587,462	-	587,462	-	-	
D-7510 VG Modernization	4,598,383	4,598,383	-	4,598,383	-	-	
D-7511 RSD Modernization	4,469,732	4,469,732	-	4,469,732	-	-	
D-7512 Technology Infrastructure	26,725,961	26,725,961	-	26,725,961	-	-	
D-7513 Lexington Reconstruction	31,117,584	31,117,584	-	31,117,584	-	-	
D-7515 EMS Gym/MPB, Admin & Kitchen	13,225,089	13,225,089	-	13,225,089	-	-	
D-7516 MMS Gym/MPB & Renovations	12,230,888	12,230,888	-	12,230,888	-	-	
D-7518 Erosion Control	65,000	-	65,000	-	-	65,000	
D-7519 Fencing	1,311,138	1,311,138	-	1,311,138	-	-	
D-7522 Parking Lot Upgrades	219,869	219,869	-	219,869	-	-	
D-7524 Minor Renovations	314,945	314,945	-	314,945	-	-	
D-7525 Security Lighting	304,784	304,784	-	304,784	-	-	
D-7526 Sidewalk Upgrades	484,620	484,620	-	484,620	-	-	
D-7527 Window Replacements	220,320	220,320	-	220,320	-	-	
D-7528 Educational Technology	1,800,000	1,800,000	-	1,800,000	-	-	
D-7529 MG New Classroom/Renovations	8,339,131	8,339,131	-	8,339,131	-	-	
D-7531 AN New Classroom & Renovations	4,662,644	4,662,644	-	4,662,644	-	-	
D-7532 JO New Classroom & Renovations	8,308,576	8,308,576	-	8,308,576	-	-	
D-7533 NA New Classroom & Renovations	5,857,932	5,857,932	-	5,857,932	-	-	
D-7534 Bostonia Global Planning	64,582	64,582	-	64,582	-	-	
D-7535 Locker Room Upgrades	500,000	448,954	51,047	392,363	56,591	107,637	
D-7540 Lighting Retrofit	587,709	587,709	-	587,709	-	-	
D-7543 HMS MPB	200,000	17,000	183,000	8,000	9,000	192,000	
D-7544 Sevvick Renovations	150,000	128,925	21,075	5,730	123,195	144,270	
D-7599 Program Management	4,500,000	4,407,317	92,683	4,299,633	107,684	200,367	
D-7599 Contingency	1,416,794	-	1,416,794	-	-	1,416,794	
<b>Totals</b>	<b>173,006,716</b>	<b>171,177,117</b>	<b>1,829,599</b>	<b>170,880,647</b>	<b>296,470</b>	<b>2,126,069</b>	

Report Date: 03.31.2023

EDUCATIONAL TECHNOLOGY BOND FUND 2110 (PROP EE)

07/01/2016 - to date

DATE	BONDS AUTHORIZED	BONDS ISSUED	REMAINING AUTHORIZATION
Nov-16	20,000,000		20,000,000
Mar-17		6,000,000	14,000,000
Oct-19		7,000,000	7,000,000
TOTALS	20,000,000	13,000,000	7,000,000

	REVENUE	EXPENSES	FUND BALANCE
PROP EE PROCEEDS	13,000,000.00		13,000,000.00
INTEREST EARNED	344,274.17		13,344,274.17
EXPENSES		\$ 7,411,438.48	5,932,835.69
TOTALS	13,344,274.17	7,411,438.48	5,932,835.69

Encumbrances

\$ -

Available Balance (Fund Balance less Encumbrances):

\$ 5,932,835.69



Report Date: 03.31.2023

## EDUCATIONAL TECHNOLOGY BOND FUND 2110 (PROP EE) EXPENSES

PO/Ref #	Vendor Name	Description	Total Authorized Fund 2110 Amount	Check Date	Expenditures							Total Expenses	Encumbrances
					16/17	17/18	18/19	19/20	20/21	21/22	*22/23		
1706014	Apple	Teacher Computers	\$ 240,383.10	5/12/2017	\$ 240,383.10							\$ 240,383.10	\$ -
1707275	Unistar	Student Computers	\$ 16,156.69	6/30/2017	\$ 16,156.69							\$ 16,156.69	\$ -
1704993	Apple	Teacher Computers	\$ 15,919.72	5/30/2017	\$ 15,919.72							\$ 15,919.72	\$ -
1704965	Unistar	Student Software	\$ 28,751.98	5/30/2017	\$ 28,751.98							\$ 28,751.98	\$ -
1705093	Unistar	Teacher Software	\$ 8,171.61	5/30/2017	\$ 8,171.61							\$ 8,171.61	\$ -
1704964	CDW	Chromebook Cabinets	\$ 8,617.78	5/30/2017	\$ 8,617.78							\$ 8,617.78	\$ -
1800530	CDW	Student Computers	\$ 99,599.25	9/8/2017		\$ 99,599.25						\$ 99,599.25	\$ -
1800915	Apple	Teacher Computers	\$ 53,722.27	9/12/2017		\$ 53,722.27						\$ 53,722.27	\$ -
1800574	Troxell	Classroom Technology	\$ 286,718.55	9/26/2017		\$ 286,718.55						\$ 286,718.55	\$ -
1800576	Pathway Comm	Classroom Technology	\$ 2,273.21	10/3/2017		\$ 2,273.21						\$ 2,273.21	\$ -
1800575	CDW	Classroom Technology	\$ 19,848.72	10/3/2017		\$ 19,848.72						\$ 19,848.72	\$ -
1801667	CDW	Student Computers	\$ 67,698.50	10/3/2017		\$ 67,698.50						\$ 67,698.50	\$ -
1801864	CDW	Student Computers	\$ 617,825.25	12/8/2017		\$ 617,825.25						\$ 617,825.25	\$ -
1803010	FIREFLY	Student Computers	\$ 29,038.25	12/21/2017		\$ 29,038.25						\$ 29,038.25	\$ -
1805873	FIREFLY	Classroom Technology	\$ 1,060.47	5/8/2018		\$ 1,060.47						\$ 1,060.47	\$ -
1805564	Apple	Student Computers	\$ 318,396.63	5/8/2018		\$ 318,396.63						\$ 318,396.63	\$ -
1805597	Troxell	Classroom Technology	\$ 1,390.32	5/24/2018		\$ 1,390.32						\$ 1,390.32	\$ -
Claims & Returns		Claims & Returns	\$ (6,523.34)			\$ (3,160.88)	\$ (3,362.46)					\$ (6,523.34)	\$ -
1806668	EN-NET SERVICES, LLC	Student Computers	\$ 194,850.00	8/24/2018			\$ 194,850.00					\$ 194,850.00	\$ -
1900092	CDW GOVERNMENT	Student Computers	\$ 1,217,041.88	1/17/2019								\$ 1,217,041.88	\$ -
1900686	APPLE INC.	Teacher Computers	\$ 131,082.40	2/21/19			\$ 1,217,041.88					\$ 131,082.40	\$ -
1900916	CDW GOVERNMENT	Student Computers	\$ 1,633,320.00	9/7/2018			\$ 131,082.40					\$ 1,633,320.00	\$ -
1901422	TROXELL COMMUNICATIONS	Classroom Technology	\$ 21,100.73	1/4/2019			\$ 1,633,320.00					\$ 21,100.73	\$ -
1902607	CDW GOVERNMENT	Student Computers	\$ 119,041.31	10/12/2018			\$ 21,100.73					\$ 119,041.31	\$ -
1902611	CDW GOVERNMENT	Student Computers	\$ 3,031.00	3/12/2019								\$ 3,031.00	\$ -
Claims & Returns		Claims & Returns	\$ (3,562.38)	06/21/2019			\$ 119,041.31					\$ (3,562.38)	\$ -
Claims & Returns		Claims & Returns	\$ (1,991.62)	12/20/2018			\$ 3,031.00					\$ (1,991.62)	\$ -
Claims & Returns		Claims & Returns	\$ (12,547.16)	2/14/2019			\$ (3,562.38)					\$ (12,547.16)	\$ -
1906278	TROXELL COMMUNICATIONS	Classroom Technology	\$ 7,193.22	2/22/2019			\$ (1,991.62)					\$ 7,193.22	\$ -
Claims & Returns		Claims & Returns	\$ (4,311.81)	3/22/2019			\$ (12,547.16)					\$ (4,311.81)	\$ -
Claims & Returns		Claims & Returns	\$ (4,837.71)	5/10/2019			\$ 7,193.22					\$ (4,837.71)	\$ -
Claims & Returns		Claims & Returns	\$ (1,330.73)	6/4/2019			\$ (4,311.81)					\$ (1,330.73)	\$ -
Claims & Returns		Claims & Returns C/L	\$ (1,490.54)	6/14/2019			\$ (4,837.71)					\$ (1,490.54)	\$ -
12000095	AREY JONES	Student Computers	\$ 770,349.14	6/30/2019			\$ (1,330.73)					\$ 770,349.14	\$ -
12000191	AREY JONES	Student Computers	\$ 834,099.53	6/30/2019			\$ (1,490.54)					\$ 834,099.53	\$ -
12001046	AREY JONES	Student Computers	\$ 98,310.54	10/4/2019				\$ 770,349.14				\$ 98,310.54	\$ -
12004460	Apple	Teacher Computers	\$ 286,267.13	10/30/2019				\$ 834,099.53				\$ 286,267.13	\$ -
Claims & Returns		Claims & Returns	\$ (2,682.34)	3/10/2020				\$ 98,310.54				\$ (2,682.34)	\$ -
12006927	Amazon	Classroom Technology	\$ 470.89	2/11/2020				\$ 286,267.13				\$ 470.89	\$ -
12006917	DIGITAL NETWORKS	Classroom Technology	\$ 9,070.27	03/18-19/2020				\$ (2,682.34)				\$ 9,070.27	\$ -
JE 298	Arej Jones (moved to 0100)	-	\$ -	5/4/2020				\$ 9,070.27				\$ -	\$ -
Claim586147		Claims & Returns	\$ (1,197.27)	09.04.2020								\$ (1,197.27)	\$ -
Deductable Crenshaw		Claims & Returns	\$ (50.00)	9/15/2020				\$ (1,197.27)				\$ (50.00)	\$ -
Deductable Crenshaw		Claims & Returns	\$ (50.00)	10/31/2020				\$ (50.00)				\$ (50.00)	\$ -
Deductable Crenshaw		Claims & Returns	\$ (50.00)	11/11/2020				\$ (50.00)				\$ (50.00)	\$ -
Claim588422		Claims & Returns	\$ (1,212.92)	12/1/2020				\$ (50.00)				\$ (1,212.92)	\$ -
Claim588420		Claims & Returns	\$ (1,490.24)	12/23/2020				\$ (1,212.92)				\$ (1,490.24)	\$ -
Deductable Crenshaw		Claims & Returns	\$ (50.00)	12/23/2020				\$ (1,490.24)				\$ (50.00)	\$ -
Loss MarasShelton		Claims & Returns	\$ (250.00)	12/18/2021				\$ (50.00)				\$ (250.00)	\$ -
12105497	Apple	Teacher Computers	\$ 27,912.94	03.10.2021				\$ (250.00)				\$ 27,912.94	\$ -
Claim594264		Claims & Returns	\$ (250.00)	03.19.2021				\$ 27,912.94				\$ (250.00)	\$ -
12201398	Troxell	Classroom Technology	\$ 10,033.04	06.23.2021				\$ (250.00)				\$ 10,033.04	\$ -
12200444	Troxell	Classroom Technology	\$ 6,019.84	09.10.2021					\$ 10,033.04			\$ 6,019.84	\$ -
12200746	Apple	Classroom Technology	\$ 3,196.28	08.03.2021					\$ 6,019.84			\$ 3,196.28	\$ -
12200446	Pathway Comm	Classroom Technology	\$ 2,179.49	09.03.2021					\$ 3,196.28			\$ 2,179.49	\$ -
				10.05.2021					\$ 2,179.49			\$ -	\$ -

Claim 594266		Claims & Returns	\$ (1,232.92)	08.05.2021						\$ (1,232.92)		\$ (1,232.92)	\$ -
Claim 594264		Claims & Returns	\$ (1,232.92)	07.27.2021						\$ (1,232.92)		\$ (1,232.92)	\$ -
Deductable MSharp		Claims & Returns	\$ (1,232.92)	08.23.2021						\$ (1,232.92)		\$ (1,232.92)	\$ -
Deductable E Crenshaw		Claims & Returns	\$ (150.00)	11.08.2021						\$ (150.00)		\$ (150.00)	\$ -
Deductable N. Marzeena		Claims & Returns	\$ (250.00)	04.21.2022						\$ (250.00)		\$ (250.00)	\$ -
Claim 605868		Claims & Returns	\$ (878.17)	06.09.2022						\$ (878.17)		\$ (878.17)	\$ -
Claim 607204		Claims & Returns	\$ (767.92)	06.30.2022						\$ (767.92)		\$ (767.92)	\$ -
Claim 594266		Claims & Returns	\$ 1,232.92	06.30.2022						\$ 1,232.92		\$ 1,232.92	\$ -
Claim 594264		Claims & Returns	\$ 1,232.92	06.30.2022						\$ 1,232.92		\$ 1,232.92	\$ -
Loss Sharp		Claims & Returns	\$ 1,232.92	06.30.2022						\$ 1,232.92		\$ 1,232.92	\$ -
Deductable Crenshaw		Claims & Returns	\$ 150.00	06.30.2022						\$ 150.00		\$ 150.00	\$ -
Deductable Marzeena		Claims & Returns	\$ 250.00	06.30.2022						\$ 250.00		\$ 250.00	\$ -
Claim 605868		Claims & Returns	\$ 878.17	06.30.2022						\$ 878.17		\$ 878.17	\$ -
Claim 607204		Claims & Returns	\$ 767.92	06.30.2022						\$ 767.92		\$ 767.92	\$ -
12300031	PATHWAY COMMUNATIONS	Classroom Technology	\$ 32,094.50	12.20.2022							\$ 32,094.50	\$ 32,094.50	\$ -
				10.14.2022									
12300593	AREY JONE EDUCATIONAL SOL	Chromebook Software L	\$ 182,048.89	12.22.22							\$ 182,048.89	\$ 182,048.89	\$ -
12303415	PATHWAY COMMUNATIONS	Classroom Technology	\$ 20,667.09	11.18.22							\$ 20,667.09	\$ 20,667.09	\$ -
12307298	BLUUM USA INC	Classroom Technology	\$ 30,364.13	03.17.2023							\$ 30,364.13	\$ 30,364.13	\$ -
											\$ -	\$ -	\$ -

TOTALS			\$ 7,411,438.48		\$ 318,000.88	\$ 1,494,410.54	\$ 3,293,226.13	\$ 1,995,885.16	\$ 23,312.51	\$ 21,428.65	\$ 265,174.61	\$ 7,411,438.48	\$ -
--------	--	--	-----------------	--	---------------	-----------------	-----------------	-----------------	--------------	--------------	---------------	-----------------	------